



# **MAKING THE MOST OF MOODLE**

Clare McArdle

# Moodle – Who is it for?

- The new and developing ringer
- The new and developing teacher
- The mentor
- The ART member





# What does it aim to do?

Integrated training scheme for teaching  
and learning change ringing

A decorative graphic on the left side of the slide, consisting of a thick, vibrant blue wavy line that curves upwards and then downwards. This line is surrounded by several lighter, semi-transparent blue layers that follow the same path, creating a sense of motion and depth. The background of the entire slide is a light gray grid.

New and  
developing  
ringer



# The ITTS Course

You are logged in as [St Martin's Guild Summer Camp](#) (Logout)

English (en) ▾



## ITTS - Integrated Teacher Training Scheme

Welcome to ITTS, an integrated training scheme for teaching and learning change ringing.

Access to the information on this website is available only to teachers and mentors who have attended an ITTS course and their new learners. Find out more at <http://ringingteachers.co.uk>

Or contact us:- Angela Roskelly [admin@itts.org.uk](mailto:admin@itts.org.uk)

Association of  
Ringing  
Teachers



sponsored by The Ringing  
Foundation

### My courses

#### [Learning to Ring](#)

Are you learning to ring? In this course you will find everything from background knowledge about bells and ringing right through bell handling, skill development up to ringing methods!

Search courses:

Go

[All courses](#)

### Upcoming Courses 2013

Find out about ITTS  
courses for 2013 and book  
your place via the  
[Association of Ringing  
Teachers website](#).

### Administration

- Grades
- Profile

### My courses

- Learning to Ring
- All courses ...

## 1 What is ringing all about?

Look here for some background information.

- A bit of history
- Chequered past
- Parts of a bell
- Bell ready to ring full circle
- Handstroke and backstroke
- Diagram of parts of a bell

## 2 Change Ringing - a bit of theory

- Nomenclature
- Permutations
- Time taken to ring permutations
- The mathematics of campanology

## 3 All those new terms!

Look here to find out about the jargon used in ringing.

- Ringing jargon chart
- Ringing jargon worksheet
- Names of pieces of change ringing work

## 4 Would you like to see some bells in action?

Try watching this video of a method called Stedman Doubles being rung at LLanarth, Monmouthshire.

- You tube video of Stedman Doubles being rung at LLanarth

[more...](#)  
[Older topics ...](#)

### Upcoming Events

There are no upcoming events

[Go to calendar...](#)  
[New Event...](#)

### Recent Activity

Activity since Tuesday, 5 March 2013, 05:03 PM  
[Full report of recent activity...](#)

Nothing new since your last login

## 7 Test your knowledge - have a go at a quizz!

Have a bit of fun with our user friendly interactive quizzes.

- ☒ Bell handling quiz
- ☒ Call Changes Quiz
- ☒ Plain Hunt Quiz
- ☒ Bob Doubles Quiz
- ☒ Plain Bob Quiz (Touches)
- ☒ Grandsire Doubles Quiz
- ☒ Bob Minor Quiz

## 8 Look here for some useful and interesting links 😊😊😊

 Useful links

## 9 All about Plain Hunt

Look here for lots of information about learning to Plain Hunt 😊

 Learning to Plain Hunt

## 10 All about Plain Bob Doubles

Look here for lots of files to help you get your head round Bob Doubles

 Learning Bob Doubles







## 11 Conducting Bob Doubles

These three articles have been written by Peter S Bennett of the L&MDACBR to help those ringers learning to call and conduct Plain Bob Doubles.

## Learning to Ring

Jump to...

The ITTS Course ▶ Learning to Ring ▶ Resources ▶ Learning to Plain Hunt

Name	Size	Modified
 <a href="#">Introducing_Plain_Hunt.pdf</a>	35.7KB	10 February 2011, 10:00 PM
 <a href="#">PlainH.pdf</a>	5.9KB	10 February 2011, 10:00 PM
 <a href="#">Plain_Hunt_Doubles.pdf</a>	7.7KB	10 February 2011, 10:00 PM
 <a href="#">Plain_Hunt_Worksheet.pdf</a>	16KB	10 February 2011, 10:00 PM
 <a href="#">fs_jargon.pdf</a>	60.5KB	10 February 2011, 10:00 PM
 <a href="#">plain-hunt-moving-on-from-numbers.pdf</a>	70.4KB	10 February 2011, 10:00 PM

You are logged in as [Clare McArdle](#) (Logout)

[Learning to Ring](#)



# Foundation Skills

## Plain Hunt Worksheet

### On 5 bells

#### How to write out Plain Hunt

Write out line by line.

Put the 2 into the lead.  
(As shown)

Each bell leads twice

Then every bell that can swap, changes place/crosses with the following bell.

Continue as above until you get back into rounds.

When you have finished  
Use a red pen to join the treble line up.

Use a different colour to join the path of the other bells..

1	2	3	4	5
2	1	4	3	5
2	4	1	5	3
4				

### On 6 bells

1	2	3	4	5	6
2	1	4	3	6	5
2					

### Course bells After bells

As bells change places and hunt up or down, they "follow" each other in a certain order and meet other bells in predictable places.

Your "course bell" is the bell you follow down to the lead.

You ring over/after it in 2nds place before you lead.

You lead after that bell, you

"take it off the lead".  
or "turn it from the lead"

You also ring after your course bell on your first blow at the back.

Your "after bell" is the bell that follows you down to lead, you ring over it in 2nds place, when you come off the lead. It

"takes you off the lead"

or "turns you from the lead".

### Who is Coursing Whom?

Bell 4 is coursing bell .....

Bell 3 is coursing bell.....?

In Plain Hunt on 6 bells.

Bell five is coursing bell.....?

In Plain Hunt on 5 bells.

Bell five is coursing bell.....?

9

## All about Plain Hunt



Look here for lots of information about learning to Plain Hunt 😊

 [Learning to Plain Hunt](#)

10

## All about Plain Bob Doubles



Look here for lots of files to help you get your head round Bob Doubles




 [Learning Bob Doubles](#)

11

## Conducting Bob Doubles



These three articles have been written by Peter S Bennett of the L&MDACBR to help those ringers learning to call and conduct Plain Bob Doubles.

-  [Conducting Bob Doubles - part one](#)
-  [Conducting Bob Doubles - part two](#)
-  [Conducting Bob Doubles - part three](#)

12

## All about Grandsire Doubles



Look here for files to help you get your head around learning Grandsire Doubles. There are lots of files, you may find one easier to use than the others. The choice is yours!

 [Learning Grandsire Doubles](#)

You are logged in as [St Martin's Guild Summer Camp](#) (Logout)

[Home](#)






# New and developing teacher

- ITTS Module 2 -
  - Teaching Elementary Change Ringing
  - Learning to Ring
  - Mentor Resources
  - Register a New Ringer
- All courses ...

## 2 *Theory test preparation - theory lectures*

Open the file, this may take a long time! Then click your left mouse button to move through to next comment.

-  Teaching a new skill
-  Becoming a good teacher
-  Solving common handling problems


## 3 *Online Theory Test*

This test forms part of the New Teacher assessment for accreditation


Complete this test as soon as you like after attending the course.

There are 30 questions - you click on the answer you think is correct and you must complete the test within 30 minutes.

The pass mark is 24 correct answers. If at first you do not get 24 correct you can complete the test again after 24 hours.



-  Module 1 Theory Test

## 4 *Teacher's Training Logbook*

-  Guidelines for use of the Teacher's Training Logbook
-  Teacher Training Log Book

## 5 *After the course .....*

Look here to see what you will need to do to follow up on the course.

-  New Teacher Pathway to Accreditation
-  Becoming a Teacher on the ITTS

## 6 **Membership Declaration**



Prior to acceptance into membership of art this questionnaire has to be completed successfully.



[Membership Declaration](#)

7

## **Student Record Sheet**



Printable sheets to keep in the tower to monitor what your learners have covered. These make a very useful record of progress especially when more than one person may teach the learner.



[Student record – level 1 – Handling](#)



[Student Record Foundation Skills](#)



[Student Record Handling Assessment](#)

8

## **Learning the Ropes - A progressive scheme**



Level One and guidance notes on how to use them.



Look here for copies of the Learning the Ropes document, and guidance notes on how to use them.

Look here to send off for copies of the "[Ringers Personal Progress Logbook](#)" for all your learners.

When level one has been achieved submit the *Level one form* (please find below) by copying it, completing it and then sending by e-mail to [admin@itts.org.uk](mailto:admin@itts.org.uk)

A certificate will then be sent to you for you to print off and present to your learner and your learners achievement will be registered.

If you would prefer to receive an A4 certificate for your learner by post, please submit achievement by email to [admin@itts.org.uk](mailto:admin@itts.org.uk) print off the appropriate form below and send with a cheque for £1.50 (postage and packing included)

Cheques payable to **The ITTS Course**



8

## *Learning the Ropes - A progressive scheme*

Level One and guidance notes on how to use them.



Look here for copies of the Learning the Ropes document, and guidance notes on how to use them.

Look here to send off for copies of the **"Ringers Personal Progress Logbook"** for all your learners.

When level one has been achieved submit the *Level one form* (please find below) by copying it, completing it and then sending by e-mail to [admin@itts.org.uk](mailto:admin@itts.org.uk)

A certificate will then be sent to you for you to print off and present to your learner and your learners achievement will be registered.

If you would prefer to receive an A4 certificate for your learner by post, please submit achievement by email to [admin@itts.org.uk](mailto:admin@itts.org.uk) print off the appropriate form below and send with a cheque for £1.50 (postage and packing included)


Cheques payable to ***The ITTS Course***

*Address for postage*

Angela Roskelly, 6 Lowes Avenue, Woodloes Park, Warwick, CV34 5 UB

To submit your learners' passes for level one find form below.

(Certification is available for learners at levels 2-5 for those teachers who have completed Module 1- Teaching Bell Handling and become accredited or those who have attended Module 2 - Teaching Elementary Change Ringing).

-  [Order form for Ringers Personal Progress Logbooks](#)
-  [Teacher's Notes for the Ringers Personal Progress Logbook](#)
-  [Learning the Ropes - level one](#)
-  [Learning the Ropes Level 1 Certificate and Badge order Form](#)

9

## *Ten Ways to Use a Simulator*

AngelaOrder\_form\_for\_Ringers\_Personal\_Progress\_Logbook.doc [Compatibility Mode]

Search in Document

Home Layout Document Elements Tables Table Layout Charts SmartArt Review

Font Paragraph Styles Insert Themes

Arial 16 B I U ABC A<sup>2</sup> A<sub>2</sub> A ABC A

3 2 1 1 2 3 4 5 6 7 8 9 10 11 12 13 14 15

**ORDER FORM**

*Learning the Ropes*

*Ringer's Personal Progress Logbook*

<b>Send to:</b> Name	Telephone Number- (In case of queries)	
Address	e-mail (In case of queries)	
Post Code		
Number of copies.....	Price £2.00 each (postage and packing included)	Total cost £.....

*This price includes electronic copies of certificates for each of the 5 levels when you submit your learners achievements*

**I enclose a cheque payable to The ITTS course**

**Send to**

Angela Roskelly  
6 Lowes Avenue  
Woodloes Park  
Warwick  
CV34 5UB  
admin@itts.org.uk

8

## *Learning the Ropes - A progressive scheme*

Level One and guidance notes on how to use them.



Look here for copies of the Learning the Ropes document, and guidance notes on how to use them.

Look here to send off for copies of the **"Ringers Personal Progress Logbook"** for all your learners.

When level one has been achieved submit the *Level one form* (please find below) by copying it, completing it and then sending by e-mail to [admin@itts.org.uk](mailto:admin@itts.org.uk)

A certificate will then be sent to you for you to print off and present to your learner and your learners achievement will be registered.

If you would prefer to receive an A4 certificate for your learner by post, please submit achievement by email to [admin@itts.org.uk](mailto:admin@itts.org.uk) print off the appropriate form below and send with a cheque for £1.50 (postage and packing included)

Cheques payable to ***The ITTS Course***

*Address for postage*

Angela Roskelly, 6 Lowes Avenue, Woodloes Park, Warwick, CV34 5 UB

To submit your learners' passes for level one find form below.

(Certification is available for learners at levels 2-5 for those teachers who have completed Module 1- Teaching Bell Handling and become accredited or those who have attended Module 2 - Teaching Elementary Change Ringing).

 [Order form for Ringers Personal Progress Logbooks](#)

 [Teacher's Notes for the Ringers Personal Progress Logbook](#)

 [Learning the Ropes - level one](#)

 [Learning the Ropes Level 1 Certificate and Badge order Form](#)

9

## *Ten Ways to Use a Simulator*

Learning\_the\_Ropes-Level\_one\_badge\_order.doc [Compatibility Mode]

Search in Document

Home Layout Document Elements Tables Charts SmartArt Review

Font: Monotype Corsiva, 26, Aa, B, I, U, ABC, A, ABC

Paragraph: [List Bulleted], [List Numbered], [List None], [List Square], [List Circle], [List Disc], [List Diamond], [List Triangle], [List Circle], [List Square], [List Circle], [List Square], [List Circle], [List Square]

Styles: AaBbCcDdE, Normal


Insert: Text Box, Themes

Themes: [Theme 1], [Theme 2], [Theme 3]

1 2 3 4 5 6 7 8 9 10 11 12 13 14 15 16 17 18

## *Learning the Ropes- Level One- Bell Handling*

<i>Learning the Ropes – A Progressive Scheme Bell Handling</i>	<i>Level One Completed Date.....</i>
Name of the learner (as to be printed on certificate).....	
Name of teacher.....	
Name of the tower .....	



Yes please send me a Level 1 Learning the Ropes Badge  
(30p each – SAE required).

*Send to:- Name* .....

*Address* .....

.....

.....

*I enclose payment for my badge – please send a stamped addressed envelope with payment to*

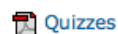
*Angela Roskelly*  
*6 Lowes Avenue*  
*Woodloes Park*  
*Warwick*  
*CV34 5UB*  
*admin@itts.org.uk*

13

### Quizzes

From bell handling, call changes, Plain Hunt, plain courses of Bob Doubles, touches of Plain Bob Doubles/Minor, plain courses Bob Minor les through to Grandsire Doubles-touches. Here are some quizzes you can print off to help your learners check their knowledge in a fun way.

(Your learners can find the same quizzes to do on line interactively in the [Learning to Ring Course](#) on this site)

[Quizzes](#)

14

### What sort of teacher are you?

Look here to find out a huge amount about teaching and coaching styles.

Find out what sort of teacher or coach you would like to be!

[Principles of Coaching](#)[Table of Coaching Styles](#)

15

### Lots of useful and some fun links!

Look here for Ringing Practice Toolkit, links to free software ringing programs to down load, sites to print methods, Central Council site, information on calling and conducting and loads more 😊😊😊

[Useful Ringing links](#)

16

### Learning - what helps, what hinders?

Look here for a series of articles written by Wendy Graham of the Central Council Education Committee.





10 *Teaching raising and lowering a single bell* - Look here for some notes and

9

## *Ten Ways to Use a Simulator*



16

### *Learning - what helps, what hinders?*



Look here for a series of articles written by Wendy Graham of the Central Council Education Committee.

Wendy is an experienced teacher and has worked in special needs.

In these article she has drawn together aspects of teaching from the broad field of education which will help us to understand some of the background to learning and teaching, thus giving us a greater understanding of the processes.

We can use this information to when we are dealing with our learners to help us respond to them as individuals helping to make our teaching more responsive and therefore more effective.










 [Learning\\_What Hinders, What Helps](#)



# ITTS Module 1 - Teaching Bell Handling

Jump to...

The ITTS Course ▶ ITTS1 ▶ Resources ▶ Learning\_What Hinders, What Helps

Name	Size	Modified
 1_How_Learning_Occurs.pdf	16.7KB	10 February 2011, 09:56 PM
 2_Styles_of_Learning.pdf	25.5KB	10 February 2011, 09:56 PM
 3._Children_and_adults_learn_differently.pdf	23KB	10 February 2011, 09:56 PM
 4._Group_Management.pdf	17.7KB	10 February 2011, 09:56 PM
 5._Ringing_Stress.pdf	40.5KB	10 February 2011, 09:56 PM
 6._Methods_to_memories_methods.pdf	1.5MB	5 July 2011, 06:49 PM
 7._Dyslexia.pdf	20.5KB	5 July 2011, 06:52 PM
 8._Asperger_s_Syndrome.pdf	19.3KB	5 July 2011, 06:52 PM
 9._Blind_Ringers.pdf	17.2KB	5 July 2011, 06:52 PM

You are logged in as [Clare McArdle](#) (Logout)

ITTS1



# Mentors

Administration

Profile

My courses

- Association of Ringing Teachers
- ART AGM 9 March 2013 Kineton
- ITTS Module 1 - Teaching Bell Handling
- ITTS Module 2 - Teaching Elementary Change Ringing
- Learning to Ring
- Mentor Resources
- Register a New Ringer
- All courses ...

News forum

1

*Recommendation for Accreditation - Module One*

Complete these online forms to let us know when a New Teacher or Mentor has attained the standards required for accreditation.

Please ensure that your teacher or mentor has completed the Membership Declaration prior to submitting this form. Click the link and go to section 6 for the Membership Declaration.

- Recommendation for Teacher Accreditation - Module One Teaching Bell Handling
- Recommendation for Mentor Accreditation - Module One Teaching Bell Handling

2

*Recommendation for Accreditation - Module Two*

Complete these online forms when the New Teacher or Mentor has attained the standards required for accreditation.

Please ensure that your teacher or mentor has completed the Membership Declaration prior to submitting this form. Click the link and go to section 4 for the Membership Declaration.

- Recommendation for Teacher Accreditation - Module Two Teaching Elementary Change Ringing
- Recommendation for Mentor Accreditation - Module Two Teaching Elementary Change Ringing

3

*Information on Mentoring*

Information on Mentoring

4

*Guidelines on using Teacher Training Logbook to recommend your New*

Recent Activity

Activity since Thursday, 7 March 2013, 06:39 PM  
Full report of recent activity...


Nothing new since your last login



- Access to all teaching resources
- Accreditation







# ART members

8

## Recruitment

Look here for po

For recruitment

 Recruitment

### 10 Youth Groups - Resources for Leaders








-  Youth Group Recruitment Model
-  Youth Group Recruitment Model Notes
-  Kids in Competition Model
-  Youth After School Club Model
-  Recruitment
-  Retaining Young Ringers
-  Research Findings for Youth Participation

#### Duke of Edinburgh Award Scheme





<http://www.dofe.org/go/timescales/>

<http://www.dofe.org/en/content/cms/doing-your-dofe/assessors/>

### 11 Youth Groups - Activity Toolbox

-  Ideas for lesson plans for school clubs
-  Quizzes for school clubs
-  Lesson Worksheet
-  Kids in Competition - sa
-  Kids in Competition - sc
-  Diagram of a bell - with
-  Diagram of a bell- no la

### 7 Liability Insurance for ART Members

-  Policy Document
-  Key Facts
-  Risk Profile
-  Emf

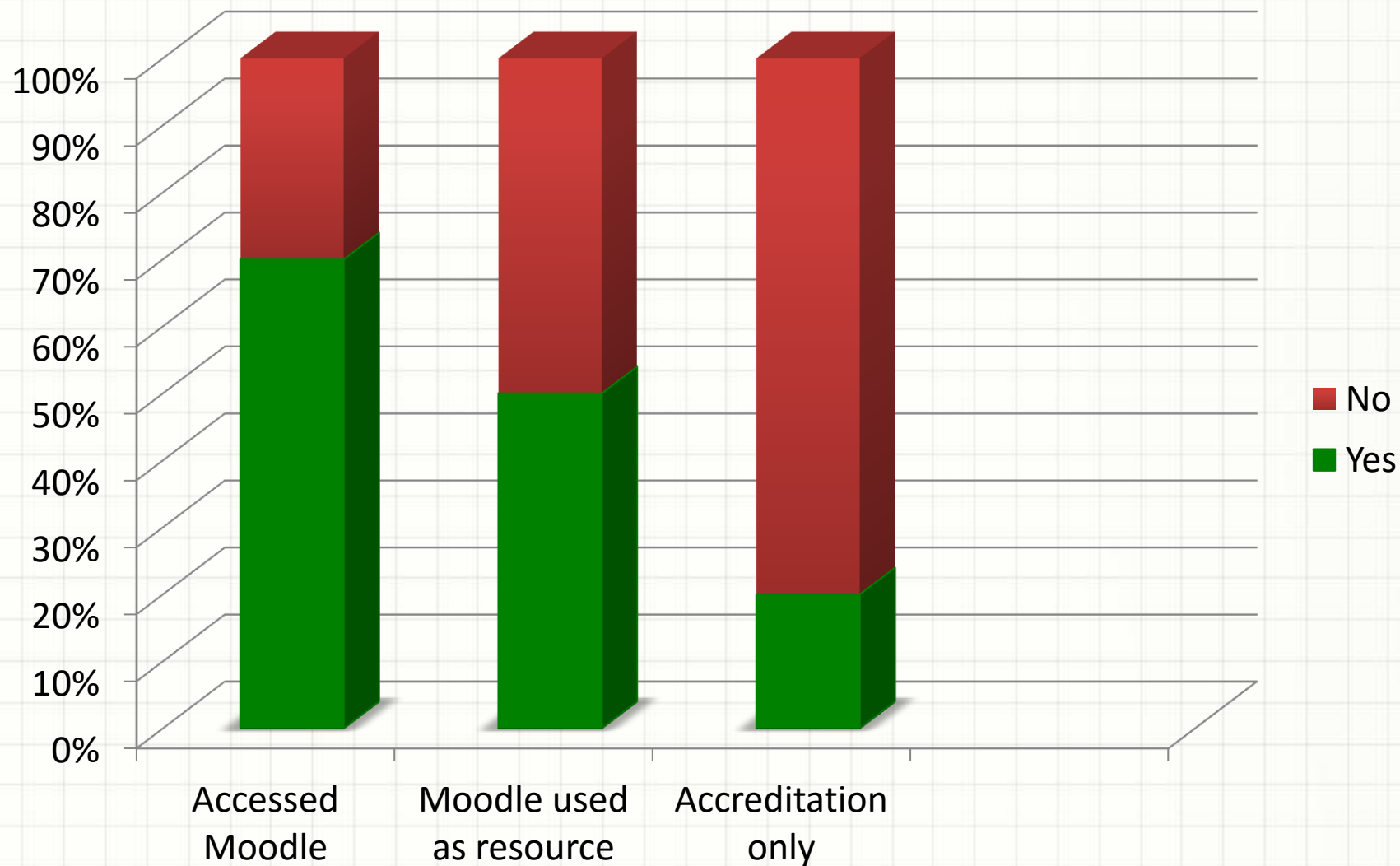
### 6 Safeguarding - Children and Vulnerable Adults

-  Code of Conduct Regarding the Training of Children and Vulnerable Adults
-  Flowchart of Safeguarding Procedures
-  Find Out More About Safeguarding
-  Anti Bullying Policy
-  Trips, Events, Tours and overnight stays Best Practice
-  Safeguarding Policies
-  New Member CRB Request
-  Activity Record
-  Request to Ring Form





# Does it work for new teachers and mentors?



# Can Moodle be improved?

For new  
ringers

- Match sections to LTR levels

For  
teachers

- Refine ordering books and certificates





# **MAKING THE MOST OF MOODLE**

Clare McArdle