

ART WORKS 16

Association of Ringing Teachers - www.ringingteachers.org - May 2016

Patrons: The Whiting Society, Paul Flavell and Helen McGregor & Peter Bevis

Birmingham School of Bell Ringers Enjoy Accelerated Success Rates with 'Learning the Ropes'

Clare McArdle and the Birmingham School of Bell Ringers (BSoBR) celebrated well-deserved success at the inaugural ART Awards.

Analysis of progression rates for the Schools novice ringers has allowed clear identification of a real improvement made to learning when using the structured Learning the Ropes scheme.

The importance of foundation skills, emphasized in the ART Training Scheme, has been illustrated by Clare in her interesting article in this edition of ART WORKS.

See page 4-5 for more!



Inside ART WORKS 16

- 2 Chairman's Chatter
- 3 Junior Ringers at Abingdon
New Teaching Hubs
- 4 Birmingham School of Bellringers
- 6 Teaching Tips
- 7 Edingers
- 8 Module 2F, 2C Courses
Volunteer News
- 9 Safeguarding and DBS
SmART Ringer Hint
- 10 LtR Records and Achievements

Editorial

Laura Amor
artworks@ringingteachers.org

I hope you enjoy reading this 16th Edition of ART WORKS. Amongst the news in this edition, Graham Nabb contributes his first Chairman's Chatter, whilst Pip continues her Teaching Tips articles.

If you would like any news items, pictures or interesting teaching to ring stories to be published in ART WORKS, please contact me on the e-mail address above.

Chairman's Chatter

Reflections on ART Conference

Well if you were at the 2016 ART Conference you would have experienced a really great day. The venue was not a typical one for a conference but despite its idiosyncrasies it provided a great backdrop to the sessions and the extra excitement of seeing 52 cwt. of metal cast into two new bells. Thank you John Taylor & Co. for your hospitality and generous sponsorship of the day.

The 2017 Conference will be at Old Basing on Saturday 11th March by invitation of the Winchester & Portsmouth Guild. On the Sunday a handbell teaching session and mentor workshop are planned.

Supporting ART

April has been a manic month for Tutors with the most courses in a month ever and Rose has had a challenge to keep up with all the new people to register on SmART Ringer. The number of teachers registered and members' certificates issued on LtR continues to increase putting admin under pressure. Do be patient, it may take a little longer than usual to get things sorted.

Our activities generally are increasing and we continue to seek help from people who are able to develop workshop or recruitment materials and have basic IT skills. Support is needed with other admin tasks, developing social media communications, managing and developing the supporters' scheme and checking documents for accuracy. Skills are required in most areas, so if you have some time available do get in touch and we will see if we can use your talents!

There was good debate at the AGM about the level of subscriptions. Many were keen to support ART and pay a higher level. Others were cautious as continued use of LtR – which we are keen to develop nationally – is dependent on being a member so putting up entrance barriers would work against that aim. There is a solution – go onto the web site and become an ART Supporter this way you can assist and not raise barriers for others.

Awards Ceremony

The ART Awards ceremony was a new venture organised and delivered by Stephanie Warboys with Stephanie Pattenden as Chief Judge. Thank you both for your hard work. Most of the awards were open to all comers not just ART members and it was pleasing to see a good number of entries with the main prize-winners getting £400 to be spent on appropriate initiatives. The 'Two Steps' double act delivered an excellent ceremony. The start of something big I hope.

In the meantime, let's focus on our teaching.....

By Graham Nabb
ART Chairman



Three 1st Peals for Junior Ringers at Abingdon!

I am very proud of our achievements with young ringers. We rang a peal with five of them including three first peals at the first attempt. And we were thrilled to be the Ringing World Bellboard Featured Performance!

We run a very lively practice for young ringers each week and a separate after school ringing club for the local prestigious private school.

The five youngsters in the peal yesterday are the most experienced youngsters out of the thirteen young ringers and around two dozen adults currently in the Abingdon band.

Two of the youngsters I inherited from the previous ringing teacher are now very experienced ringers aged 16 and 18 who help to run the young learner practices (and rang in the peal). Four other members of our band have attended the ART Training Scheme and the 18 year old is a fully accredited ART member.

In the Easter holidays we ran our most successful ringing course so far – a two week ringing course for one hour each morning with up to six youngsters learning to ring from scratch. Two of them managed to set their bells for ten hand strokes on the trot before the end of the course. One of them managed ten backstrokes too and earned his LtR1 certificate!

By Susan Read
Abingdon



"I think we in Abingdon, with the help of ART and LtR, are bucking the trend of decline we see in so many towers."

Wellington (NZ) & Hathern NEW ART Teaching Hubs

We are very pleased to announce that Wellington (New Zealand) has become the world's first ART Teaching Hub, closely followed by SS Peter & Paul, Hathern, Leics. Wellington comprises Wellington Cathedral, Old St Paul's and the John David Mini Ring.

ART are aware that a number of towers which are doing very good work, teaching to the ART Training Scheme and with the potential to become Teaching Centres (TCs) fall short of the criteria that all teaching must be carried out by ART Members. To make sure that these efforts are recognised we have created ART Teaching Hubs along similar lines to TCs but acknowledging not all of the teachers will be ART Members.

By Alan Bentley
Management Committee



John David Mini Ring,
Wellington, NZ

Please contact Alan for more information on ART Hubs
alanbentley@ringingteachers.org

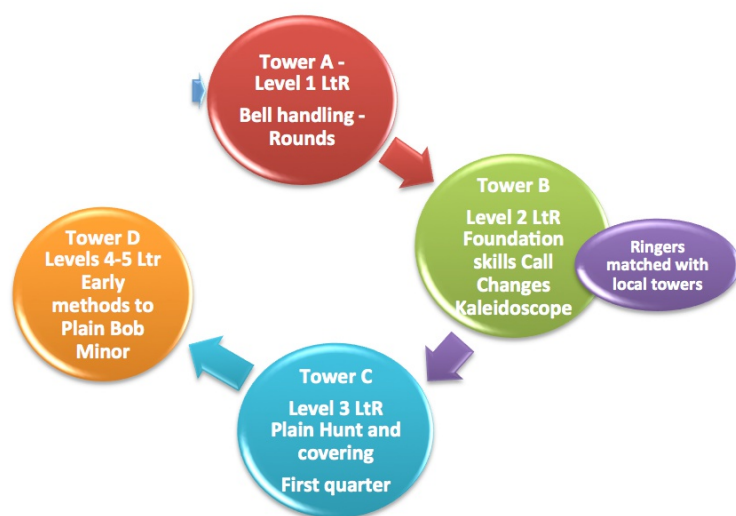
Birmingham School of Bell Ringing

Importance of Foundation Ringing Skills

There are currently 21 ringers participating as students attending the Birmingham School of Bell Ringing [BSoBR]. Since its inception in September 2013, a total of 53 students have passed through the school. Alongside this, the BSoBR is committed to training new teachers and operates a mentoring scheme for those completing the ART Training Scheme.

The LtR scheme takes new ringers from bell handling to a quarter peal of Plain Bob Minor inside in five stages called Levels. Each ringer will have rung 6 quarter peals on completion of the scheme.

After learning to handle a bell [LtR-1- handling to rounds] at St Paul's, ringers move on to Tower B - where they work on ringing Foundation Skills, [LtR-2- Call Changes; Kaleidoscope ringing]. At this point they are matched with a local tower and join that band for practices and Sunday service ringing.



At the launch, in September 2013, the School enrolled students into Tower A [Working towards LtR 1- handling to rounds] and Tower C [Working towards LtR -3 Covering and Plain Hunt].

Those taken in to Tower C had been ringing for some time and made a self-assessment as to their capabilities.

Tower B – [Working towards LtR-2 Foundation skills, Call Changes and Kaleidoscope Ringing] was introduced after one term, and Tower D – [Working towards LtR-4 early method ringing], after one year.

By **Clare McArdle**
Secretary, Birmingham
School of Bell Ringing

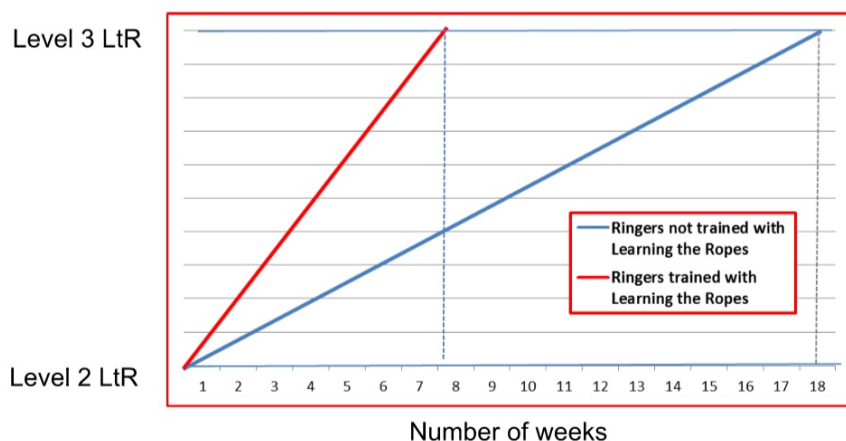


Saturday Morning Practising:

St Paul's, in the Jewelry Quarter, is the School Headquarters and is equipped with computer simulators and a purpose built class-room. An additional three towers form the school, allowing four sessions to be run every Saturday morning during term time. Students follow the **LtR** scheme, provided by **ART**.

87% of students
who passed
LtR1 are still
ringing!

Those ringers who had passed through the LtR scheme from the beginning moved from LtR2 to LtR3 in less than half the number of weeks than those who had not.



38 quarter peals rung by students.
58 Learning the Ropes certificates awarded.

"Starting at LtR1 as a novice gives the best prospect of a student progressing through all levels. It is essential to explain the importance of foundation skills to students."

Without exception, students arriving at the Plain Hunting, tower C, who have started with the School from LtR1 and progressed through LtR2, do so with brilliant underpinning knowledge that has been gained by being properly prepared at the Levels below. The foundation exercises, with incremental steps, at LtR2 have given them the skills to achieve it. They are also well grounded in theory: the importance of "position/place" in the row is stressed, as is an understanding of course and after bells. The average time taken for these ringers to achieve their level 3 was 6.8 weeks.

BSoBR has found that the longer students have been ringing, and the further they have got without having covered the foundation skills, the harder it is for them to make any further progress. Most of the attempts to teach them have resulted in the students deciding themselves that they are unable to progress at the speed that they would like. The decision has been made mutually by student and tutors and the students have been directed to local practices which have the capability of helping them consolidate and progress.

Introducing the concept of "position" in the row and counting places after a student has already been attempting plain hunt (having learned to ring elsewhere) has almost always proved to be an uphill struggle, these ringers took much longer to progress to their LtR3, taking on average 17.8 weeks.

It has been noticeable that not covering the foundation skills of LtR2 seems to create a significant barrier for students to make progress.

LtR

All of the students, bar one, who are working towards LtR3 and LtR4 started ringing from scratch at LtR1, with BSoBR.

It is not anticipated that any will have any difficulty moving on, or completing the method ringing stages.

LtR and non-LtR

Some ringers joined the School at Tower C (LtR3), already ringing:

9 out of the 10 ringers were unable to move on to method ringing successfully.

Teaching Kaleidoscope Ringing

The basic works

Kaleidoscope ringing is a series of exercises made within two places. It can be started at handstroke or backstroke. The simplest form is “long places”, 4 blows in one place. This is followed by “place making” with two blows being rung in each place and then by “dodging”. The aims of the exercises are:

- To refine bell control
- To refine listening skills
- To develop accurate striking and good rhythm
- To reinforce the concept of “place”

If new ringers are to move forward with change ringing they need to be able to hear their own bell and identify which place they are ringing in. Conventional Call Changes, called by asking two numbered bells to swap places, do not develop these skills.

BEFORE YOU BEGIN

What skills will my ringer need?

Ability to maintain bell in rounds

Ability to count the place/position in the row

What must my ringer understand?

Understanding of place in row

Understanding of ringing jargon "in/out" "up/down"

Understanding of a "whole pull"

Why Kaleidoscope Ringing?

Listening Skills

In kaleidoscope ringing, the bells move into and out of rounds. The sound of rounds is familiar to the ringer, any inaccuracies in the striking can be more easily identified. If the ringer is able to identify the sound of the bell in simple changes, he or she will be able to hear their bell in more complex sequences as their ringing progresses.

- ⇒ Instructions are easy to follow
- ⇒ Easy 'Place' identification for the ringer
- ⇒ Changes can be started at back or handstroke
- ⇒ Practise leading for only one whole pull at a time
- ⇒ Simple introduction to 'following a line'
- ⇒ Changes of place can be memorised
- ⇒ Innovation and variety to maintain and develop foundation skills
- ⇒ Provides a basis for moving onto hunting on 3 bells



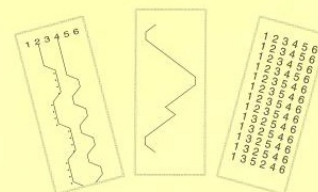
Teaching Tips #16

By Pip Penney

ART Tutor

Kaleidoscope Ringing

A Change Ringer's Alternative to Called Changes



by
Gordon I Lucas

A Central Council Publication

Kaleidoscope Ringing – A Change Ringers Alternative to Call Changes [Central Council Publications 2004].

The basic works

⇒ The conductor calls the bells to start on a handstroke or a backstroke. [Starting at backstroke is good preparation for moving the bell at backstroke when starting to learn Plain Hunt, it can also give practice at backwards leading].

⇒ The exercises continues until the conductor calls the bells involved to stop.

⇒ It is advised to start from rounds to begin with, with only one pair of bells working at a time.

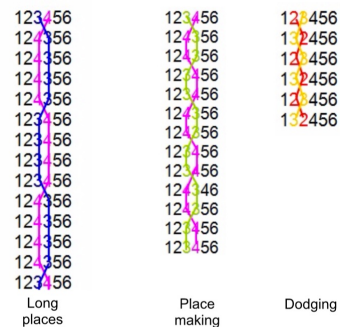
⇒ When the striking is good, exercises can be undertaken with two or more pairs of bells involved.

When these basic manoeuvres have been mastered they can be combined to form a more advanced exercise, different exercises can be rung at the same time in different pairs of places, **not necessarily starting from rounds**.

Why not try this with your ringers?

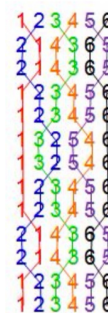
In Big change/Little Change all pairs swop for a whole pull, before returning to rounds for two blows. Then just the inside bells [2,3,4,5,] swop places for a whole pull before returning to rounds. This has the effect of more bells being involved with the changes; the ringers have to concentrate hard to know when to move up or down a place. Ringers should be encouraged to think of the place they are ringing in, for example the 4 would be thinking 4th, 4th, 3rd ,3rd, 4th ,4th, 5th 5th, 4th 4th etc. This can be rung for service.

Next time "Advanced Kaleidoscope Works"



Three Basic Exercises

From left to right, each one demands a higher level of bell control than the previous one. They are best introduced in this order.



Big Change/Little Change

...is a progression from Mexican Wave!

'Edingers' Given Recognition

Youth members of the Edinger ringing team, Edington Priory Church, Wiltshire, met together for a celebration after receiving their ART Awards Highly Commended certificate. A celebratory replica certificate cake was baked for the occasion!

The group has been managed by Chris Purnell and Patsy Thorn for well over five years, losing some and gaining more. Three of the original ten are still with the 'Edingers', whilst four of the young ringers have rung quarter peals and one a peal.

The group are pleased that one ringer has enrolled on the ART Teaching Scheme, Module 1 and is well on his way to becoming an excellent bell handling teacher.

**By Chris Purnell
Edington, Wiltshire**



One of the things that has contributed to our success, is the fact that we do enrol our youngsters now for the "Learning the Ropes" scheme.

Module 2F and 2C Courses Available to Book now!

Have you recently completed an ART Training Scheme? Why not attend a Module 2 course?

If you have a small nucleus of people wanting to learn with ART then hosting a day course could be just the right thing to do. When the course is advertised on the ART website our experience is that teachers from further afield quickly fill up the remaining empty slots.

All upcoming courses are shown on the SmART Ringer website and you can book a place online or request one in your area by contacting the ART Administrator who will help you organise the event.

Module 2F- Foundation Skills
Module 2C- Elementary Change Ringing

**By Graham Nabb and
Rose Nightingale**
admin@ringingteachers.org

Easy to Book on...



Thanks for Volunteering!

Tony Goodman.....

"My job as Merchandising Bod, is to collate orders forms submitted from the ART Website and send out the goods via the post. The system can work within 2 days with BACs and Paypal payments. Once I have the order, I copy your name and address and "paste" it into my Dymo label printer, so caution when you fill it in, if you get it wrong, so will I!"

Once complete, I go to the Post Office to send orders on their way. Its not hard work but can get frustrating!"

Rose Nightingale.....

"Tony is very diligent with sending out the orders - which he does from a cupboard in his home - but with the efficiency of an Amazon warehouse! Tony is conscientious, a real pleasure to deal with, committed to getting the orders processed ASAP and always delighted to hear from happy customers.

Tony forwards me positive feedback emails so that we get to hear when someone is especially pleased with a booklet or DVD. He also deals swiftly with any customer issues that need resolving.

When he's not industriously managing the ART shop, Tony seems to be out teaching ringing most nights of the week. He's certainly successful as he regularly orders certificates for his ringers at a diverse selection of towers.

He is a bit of an ART superstar!

Volunteer Spotlight



**Tony Goodman
Merchandise
Distributor**

Thank you, Tony,
from the ART
Management
Team for all your
hard work-it is
appreciated!

Safeguarding and DBS

'ART provides liability insurance for its members whilst teaching or running ART activities.'

The Insurance Policy, Safeguarding and Health & Safety policies, Safety Tips, the ART Code of Practice and other documents are all contained within the ART website at www.ringingteachers.org. The Insurance only applies in the UK & Channel Islands.

One of the requirements for cover is that ART ensures that all those teaching Young People or Vulnerable Adults are DBS (or Safeguarding Scotland/other equivalent) checked. This is the same as other activities where teaching, coaching or supervision occurs. The Charity Commission requires declarations dealing with our safeguarding practices & checks. More importantly parents expect proper checks to be made.

Recent changes to the advice to Parishes from the CoE have imposed a much stricter regime and if you have only a paper DBS – even from ART – parishes may not always accept them although they should do within 2 years of issue according to the CoE guidelines. The CoE document governing this is on SmART Ringer under Good Practice Guidance- H&S/Safeguarding. It will take some time for dioceses and parishes to catch up with these major changes. The simplest way to deal with the issue is to have a transferable DBS by registering for the DBS update service. This must be carried out within 19 days of receipt of your new DBS certificate – from ART or any organisation. Fortunately, most ART Members are now doing this as a matter of course.

This is free for volunteers and can be carried out at:
<https://www.gov.uk/dbs-update-service>

Anyone (e.g. parishes/dioceses) who legitimately ask for your DBS can check it on line and only need to be given:

- Your permission to carry out the check
- The Certificate Number
- Your Date of Birth
- The full name on the certificate

Using the update system is strongly recommended by ART. DBS may be obtained via Parish/Diocese free as a volunteer or ART can get one for you at a cost of £6.

By Graham Nabb
ART Safeguarding



SmART Ringer 'HINT'

Prior to being accepted as an ART Member, you need to complete the ART Membership Declaration. This is a short set of questions that we are required to ask as part of our charitable and safeguarding obligations.



Level 1 - Bell Handling and Control

'Safe and competent bell handling including raising and lowering a bell'

Jude Buckley - Elizabeth College
Karen Roberts - Pillaton
Susan Watts - BSoBR
Ben + Josh Gillson - St John's, Hensingham
Rev Sue Giles - Bottisham
Yvonne Kennedy - ERC
Christine Crowther - Henstridge
Isaac Ainley - All Saints', Roos
Tim Cavell - Bardwell, Suffolk
Mike Rodger - Carlisle Cathedral
Alan Cottney - St Dunstan's, Stepney
Edward Gormley - St Mary's, Lewisham
Karen + Stephen Prowse - St Mary's, Caterham
Daniel Orsi - DRC
John Miles - St Katharines, Merstham
Rory + Vhaire Gudgeon - All Saints', Northampton
Evadne Vallance - South Leigh
Catherine Brooke - Church Gresley
Angela Lazda + Katie Armitage - Wokingham
Oliver Adams + Sarah Alexandra - Landbeach
Heather Horner - South Leigh
Beth Hallett + Helen Hallet - Maids Moreton
Helena Parfrey - Newton St Loe
Sue MacKenzie - Milford on Sea
Caroline Welsh - St Peter's Petersfield
Sarah Foster - Newton St Loe
Gina Spiller and Susan Hill-Yatton
Angus Peck - Shenley
David Pearce, Ethan Wray,
Michael Wray, Janet Hodgson,
+Sharon Crawford - Maids Moreton
Chris Lewendon, Richard Hill +
Tim Earney - St Mary the Virgin, Yatton
Cameron Hewson + Dylan Preston - Tamworth
Emma Clewlow - BSoBR
Nick Barrows Rudd -ERC
Artyom Skrobov - Cherry Hinton
Theo Millard - Honiton
Geoff Barrett - Chippenham
Erin Ingram - Milford on Sea
Orran Kelly - All Saints' Fulham
Bob Mayne+Paul Withers - Northfield
Joshua and Kimberley Lawson - Penrith
Tim Bunting - St Mawgan in Pydar
Alex Peake - All Saints' Fulham
Jan Herd - Caterham St Johns
Ros Wilson - Bratton Fleming
Michele Yealands - St Andrew, Cherry Hinton
Jude Atkins - Brushford
Christine Tankersley - St Neots
Matt + Susanne Machin Autenrieth - Great Gransden
Helen Jarvis - St Helen, Trowell
Cadence Plumtree - Gainsborough
Veronica Baker - Maids Moreton
Richard Phipps - St Michael and All Angels, Bramcote
Joe Gillett - Abingdon, St Helen's
Lauren + Millie Hodge - St Editha, Tamworth
Val Bridges - Harpole
Sally Oram - Little Petherick
Charlie Thorpe+Lynne Hargrave - Tadcaster
Sheila Taylor - Maids Moreton
Airlie Fray - Cinque Ports Ringing Centre

Level 2 - Foundation Ringing Skills

'Ringing with others: able to dodge, make places and ring simple call changes.'

Janice Firth - Town Church, Guernsey
Freddie + Kitty Gingell - St Mary Wargrave
Caroline Ralph - Carhampton
Carol Harris-Deans - Preston
Petra Tucker - SREC
Amanda Gardiner - Carhampton
Tia Hodgins - All Saints', Roos
Mike Rodger - Carlisle Cathedral
Izzy Pindar + Scott Elkington - Abingdon, St Helen
Gillian + Hannah Aghoala + Lydia Ticehurst - Wingham
Fiona Mead - Bredwardine
Robert Nicols - All Saints', Cockermouth
Oliver Adams - Landbeach
Helena Parfrey - Newon St Loe
Aaron Hallett - St Anne, Alderney
Honey Budd - Swaffham Bulbeck
Atalanta Collison - Swaffham Bulbeck
Jess Sully - Bampton
Maria Hiscoe - Dawlish
Sadie Price - Thurcaston
Kara Larson + Chloe Harris- BSoBR
Simon Lockhart - Shirenewton
Sarah Foster - Newton St Loe
John + Carol Bridgland - Bicknoller
Helen Jarvis - St Helen, Trowell
Yvonne+Rob Prestidge - Bosbury
John Wildey - Belper
Jan Herd - Caterham, St John's
Fiona Methley - North Leigh
Fergus Kettleborough - Bampton
Isobel Monks - All Saints', Marsworth
Liz Sweeney+Judy Turner - St Margaret of Antioch, Crick

Level 3 - Introduction to Change Ringing

'Competent at plain hunt and covering (Demonstrated by ringing two quarter peals at least one of which is on the treble). Quarter peal inside. Raising and lowering a bell in peal.'

Eileen Keeble -BSoBR
June Banister - St Anne, Alderney
Cate Stokes + Ian Willis - Edgehill Ringing Centre
Paul Mobey - BSoBR
Lloyd Ainley - All Saints', Roos
Jamie Farrow - Shinfield
Georgie Broom + Zoe Rose Higgins- Arnold, Nottingham
Cressida Gethin - Bredwardine
John Tite - ERC
David + Sheila Prest - Great Gransden
Aaron Hallett - St Anne, Alderney
Fiona Methley - North Leigh
Patrick Freeman - St Leonard's, Deal
Jeanne Clements - Cleator Moor
Adam Knight-Markiegi - BSoBR
Tina Baker - The Bell Tower, Perth, Western Australia

Level 4 - Novice Change Ringer

'Ringing and calling touches of a Doubles or Minor method. (Demonstrated by ringing a quarter peal inside). Raising and lowering a bell in peal.'

Sophie Martin - Abingdon St Helen's
Cate Stokes - ERC
Sophie Keeble - Harborne
Sally Dick - Lighthorne

Level 5 - Change Ringer

'Ringing and calling a second method and ringing touches of plain Bob (Demonstrated by ringing three quarter peals including inside to Plain Bob Minor).'

William Sheffield - Abingdon, St Helens
Neil Waterman - All Saints', Marsworth
Benny Amorsen - St Gregory's Offchurch

Learning the Ropes +

'For ringers who have progressed beyond Level 5. Acknowledges achievements in ringing, conducting and organisation.'

Moira Johnson - Church Gresley. Conducting (Calling First Quarter Peal)
Mark Heritage - Tiverton. Doubles + Triples
Nick Dallison - Merstham: Doubles
Bronwen Laugharne - Gamlingay: Plain Major

Key

Birmingham School of Bell Ringers- BsoBR
Docklands Ringing Centre- DRC
Edgehill Ringing Centre-ERC
Stretham Ringing Education Centre- SREC