


Plain Bob Minor



Purpose

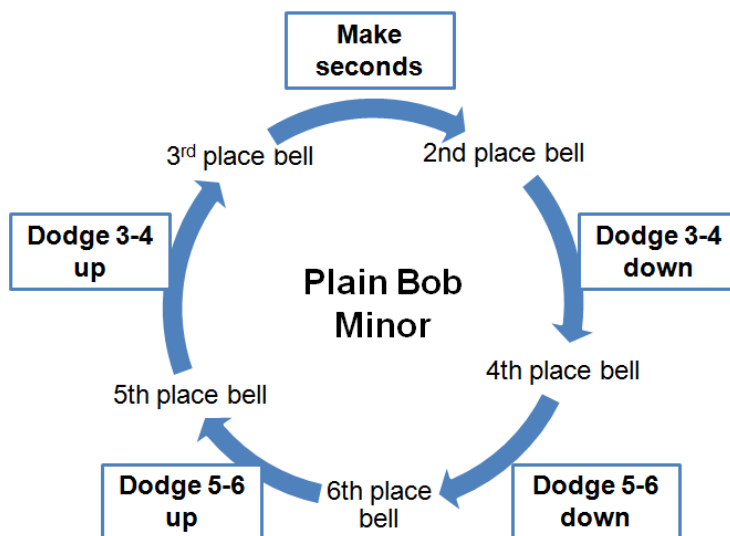
Plain Bob Minor is a widely rung method on six bells and a common progression from ringing Plain Bob Doubles.

Additional skills may include dodging in 5-6 and ringing singles.

Ringing Plain Bob Minor

Treble plain hunts.

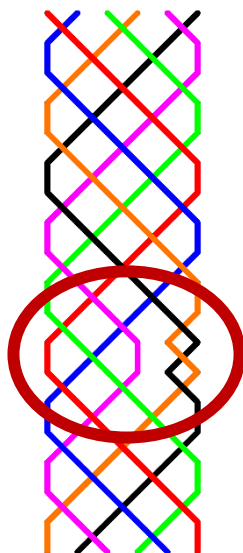
Working bells ring a repetitive pattern with a piece of work each time the treble is leading: dodging 3-4 down, 5-6 down, 5-6 up, 3-4 up, make seconds.



Treble passing positions:

- If the treble takes your bell from lead, make seconds and lead again.
- If your bell passes the treble in 5-6 when hunting up, dodge 3-4 down.
- If your bell passes the treble in 4-5 when hunting up, dodge 5-6 down.
- If your bell passes the treble in 3-4 when hunting up, dodge 5-6 up.
- If your bell passes the treble in 2-3, dodge 3-4 up.

Bobs



At a bob:

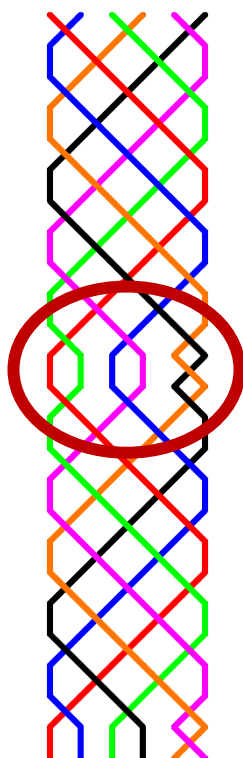
If your bell is about to make seconds, run out, becoming third place bell, and make seconds next lead end.

If your bell is about to dodge 3-4 down, run in becoming second place bell, and dodge 3-4 down next lead end.

If your bell is dodging either 5-6 up or 5-6 down, you are unaffected by the call.

If your bell is about to dodge 3-4 up, make the bob, becoming fourth place bell. When you make the bob, you ring an extra blow in fourths place and then hunt back down to lead. Your next piece of work is a 5-6 down dodge.

Singles



At a single:

If your bell is making seconds, you are unaffected by the call.

If your bell is dodging either 5-6 up or 5-6 down, you are unaffected by the call.

If your bell is about to dodge 3-4 up, make the bob, becoming fourth place bell. When you make the bob, you ring an extra blow in fourths place and then hunt back down to lead. Your next piece of work is a 5-6 down dodge.

If your bell is about to dodge 3-4 down, make two blows in thirds, becoming third place bell, and hunt up to the back. At the next lead, when you reach the front, the treble will take your bell from lead and you will make seconds over it.

At a single, both blows whether in seconds, thirds or fourths place are made over the same bell.

Plain course diagram of Plain Bob Minor



2nd place bell – start by leading

Pass the treble in 5-6. Next work: dodge 3-4 down

Dodge 3-4 down

Lead end. Become 4th place bell – start by hunting in

Pass the treble in 4-5. Next work: dodge 5-6 down

Dodge 5-6 down

Lead end. Become 6th place bell – start by hunting in

Pass the treble in 3-4. Next work: dodge 5-6 up

Dodge 5-6 up

Lead end. Become 5th place bell – start by lying at the back

Pass the treble in 2-3. Next work: dodge 3-4 up

Dodge 3-4 up

Lead end. Become 3rd place bell – start by hunting out

Treble takes you off the lead. Next work: make 2nd

Make seconds. Lead end. Become 2nd place bell. Rounds